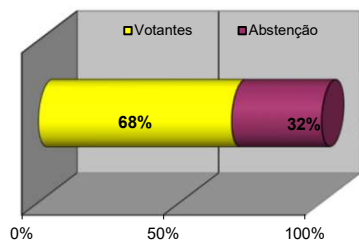


Freguesia **BEIJÓS**

Secções Apuradas **2 de 2**

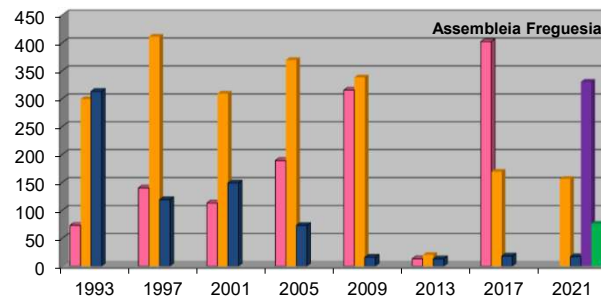
		1993	1997	2001	2005	2009	2013	2017	2021		
Assembleia Freguesia	Inscritos	1156	1142	1110	1113	1104	1040	943	879		
	Votantes	720	709	594	653	691	634	611	600		
	Branco	7	11	11	10	7	12	10	12		
	Nulos	18	28	14	12	1	20	12	9		
	UPNF								330	55,0%	
	CICC								76	12,7%	
	CDS-PP	313	119	149	73	16	13	18	17	2,8%	
	PPD/PSD	299	411	309	369	338	20	169	156	26,0%	
	PS	73	140	113	189	315	13	402			



■ PS
■ PPD/PSD
■ CDS-PP
■ UPNF
■ CICC



Mandatos						
1997	2001	2005	2009	2013	2017	2021
						4
						1
1	2	1	0	0	0	0
6	5	5	5	4	2	2
2	2	3	4	5	5	0



Mandatos:


- | | |
|---------------------------------|------|
| Carlos Alexandre Pais Baptista | UPNF |
| Andreia Sofia Coelho Marques | UPNF |
| António Bernardo Pais | PSD |
| Paulo Jorge de Sousa Baptista | UPNF |
| Carlos Costa Fernandes | UPNF |
| Luis Fernando da Costa Bernardo | PSD |
| Hélder Jorge Mendes Marques | CICC |



		1997	2001	2005	2009	2013	2017	2021		
Câmara Municipal	Inscritos	1142	1110	1113	1104	1040	943	879		
	Votantes	709	594	652	691	634	611	599		
	Branco	22	14	6	8	15	27	20		
	Nulos	13	12	10	15	21	11	9		
	CICC							91		
	CDS-PP	74	122	1	14	10	20	14	2,3%	
	PS	131	110	187	274	336	335	329	54,9%	
	CDU	5	4	60	8	4	6	2	0,3%	
	PPD/PSD	464	332	388	372	248	209	122	20,4%	
	BE							12	2,0%	
	PURP						3			



		1997	2001	2005	2009	2013	2017	2021		
Assembleia Municipal	Inscritos	1142	1110	1113	1104	1040	943	879		
	Votantes	711	594	653	691	633	611	599		
	Branco	22	12	12	10	14	21	21		
	Nulos	13	18	9	11	21	15	8		
	CICC							88	14,7%	
	CDS-PP	98	120	68	19	13	20	15	2,5%	
	PS	131	116	185	282	310	335	288	48,1%	
	CDU	11	6	11	11	6	3	2	0,3%	
	PPD/PSD	436	322	368	358	269	191	160	26,7%	
	BE							24	2,8%	
	PURP						2			



CARREGAL DO SAL

